

# Year 1 (JK) and Year 2 (SK) Kindergarten



**Power Glen Public School**

District School Board of Niagara





**WELCOME TO**  
**Year 1 (JK) AND Year 2 (SK)**  
**KINDERGARTEN**

Welcome to Kindergarten at Power Glen Public School. We are very pleased and excited to welcome you to our school. Kindergarten is the gateway through which your child enters the elementary school experience.

The Kindergarten Program is a child-centred, developmentally appropriate, integrated, extended day program of learning for four and five-year old children. The purpose of the program is to establish a strong foundation for learning in the early years, and to do so in a safe and caring play-based environment that promotes the physical, social, emotional, and cognitive development of all children.

We welcome you and your family to our Power Glen community and encourage you to become involved in your child's learning.

## GOALS OF OUR PROGRAM

1. To provide a safe, happy place which promotes self-discipline.
2. To give a child the excitement of achievement.
3. To help children learn to share responsibilities.
4. To help promote strong language skills.
5. To help children develop confidence and an awareness of self and others.
6. To encourage children to make their own decisions.
7. To provide positive social experiences.
8. To encourage children to follow consistent rules and routines.
9. To encourage critical thinking.
10. To help broaden a child's intellect.
11. To provide an opportunity for structured physical activity.
12. To provide creative experiences.



# HOW CAN YOU HELP PREPARE YOUR CHILD FOR KINDERGARTEN

Even though it may take longer, encourage your child to dress him/herself. Stress independence - "I'll do the top button, you try the next."

Give your child opportunities to practise opening up their lunchbags and lunch containers. Also allow them to practise unpacking and re-packing backpacks.

Remind your child to complete a selected activity and to clean up before starting something new.

Read to your child. Go to the public library and select picture books.


Talk to your child. Let your child explain what he or she is doing.

Take a family photo to send in the first day of school.

## THE KINDERGARTEN PROGRAM

### LEARNING THROUGH PLAY...

It has long been acknowledged that there is a strong link between play and learning for young children, especially in the areas of problem solving, literacy, and social skills. Play, therefore, has a legitimate and important role to play in Kindergarten and can be used to further children's learning in all areas of the Kindergarten program.



Play provides opportunities for learning in a context in which children are at their most receptive. During play with others and with materials and equipment in their environment, children become immersed in activities through which they learn about themselves and explore their world.

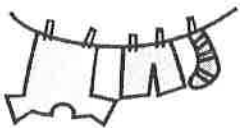


Dear Parents/Guardians,

This booklet is designed to give you an overview of the Kindergarten program and specifically to let you know what the routines and expectations for the children will be.

- ✓ Communicate to your child the idea that coming to school is a normal part of life.
- ✓ Help your child to understand when they will be starting by showing them a calendar and help them to develop a sense of time.
- ✓ Answer questions honestly (eg., "Yes, you will be staying all morning or afternoon.").
- ✓ Encourage your child by letting them know about the fun things they will do at school (eg., play in the sand, paint pictures, snack time, play with big blocks and the home centre, play outside on playground equipment, have stories read to them, etc.).
- ✓ Refrain from telling your child how much you will miss them, but instead let him or her know how proud you are of him/her going to school and that you will be looking forward to hearing about the fun things he or she did at school.
- ✓ Allow your child some control (eg., choice of clothing). Help him/her dress independently and teach him/her how to care for him/herself (toilet habits, washing hands, eating properly, etc.).
- ✓ Give clear instructions and be consistent in routines.
- ✓ Acknowledge his/her efforts.

## WASHROOM...



Since so many children will be using the washroom facilities and will be handling the classroom materials, it is essential to develop good hygienic habits as early as possible. Please continue to encourage your child at home to flush the toilet after using it and to wash his/her hands thoroughly after going to the bathroom.

Sometimes "accidents" do occur, and for that reason we ask that your child have a complete change of clothing at school at all times. Please place the clothing in a bag labelled with your child's name. These clothes will be kept in the classroom. Should an "accident" occur, your child will have a clean set of clothes to change into and the soiled clothes will be sent home to be washed. A clean spare set of clothes should be brought to school as soon as possible.

## STAGGERED ENTRY...

Year 1 (Junior) Kindergarten students are admitted on a staggered or gradual entry basis. This means, that your Year 1 (Junior) Kindergarten child will come to school for the first time on Tuesday, September 5th for a determined period of time (you will be informed of this specific time through a letter in the mail during the beginning of July - either 11:00-12:30 p.m. or 1:30- 3:00 p.m.).

All Year 2 (Senior) Kindergarten students begins the first day of school on Tuesday, September 5th, all day and all JK students will attend Wednesday, September 6th all day.

## ATTENDANCE...

Regular attendance is important, but if your child is not well, please keep him/her home. If you child will not be attending school, please contact the school office. The office is open from 8:00 a.m. to 4:00 p.m. each day. The phone number for Power Glen School is 905-684-7429. There is an answering machine 24/7 where a message may be left. Power Glen has a call back system in place. If you do not report your child's absence, a secretary will call you (home and/or work) to confirm your child's absence. This program is in effect for your child's safety.



## ENTRY...

When bringing your child to school, please drop him/her off on the tarmac area inside the Primary gate (north end of yard). The children will gather on the yard with teachers on duty. The JK/SK teachers will meet the children on the tarmac to admit them at **8:35 a.m.** If you wish to discuss your child's progress with the teacher, please make an appointment as the teachers are required to closely supervise their students at entry and dismissal times. This is in the interest and safety of all the Kindergarten students. Bus students will be greeted by a teacher when the bus arrives.

## DISMISSAL...

The children will be dismissed at **3:05 p.m.** Please remain outside the Kindergarten gate (on the tarmac area) in order for the children to be dismissed in an orderly fashion. Please be punctual if you are picking up your child. Bus students are escorted to the bus.

If there is a change in arrangements at dismissal time, whether a pick up or transportation change, **PLEASE SEND A NOTE TO YOUR CHILD'S TEACHER.**

## PARENTS/GUARDIANS OF BUS STUDENTS...



It is the parent's responsibility, or an adult designate, to remain at the bus stop with their child until they are safely on the bus. Please do not leave your child unattended while waiting for the bus.

Parents must meet their children at the bus stop. Bus drivers will only drop off students at their designated stop. A parent or a designated adult **MUST** meet your child. If you or your designate are not visible to the driver at the bus stop, your child will be returned to the school and it will be your responsibility to pick them up in a timely fashion. This is very upsetting for children. Please make every effort to meet the school bus at the designated stop.

## CLOTHING LABELS...

Please make sure that every article of clothing your child will remove while at school is labelled (ie., boots, jackets, shoes, backpacks, sweaters, etc.). We do have a lost and found box should something be misplaced.


## SHOES...

Your child will be taking part in a regular gym program. Children must have running shoes to participate on gym days. This is a safety precaution to prevent slipping on the gym floor. It is requested that a pair be left in your child's "cubby" at school. Slip-ons or Velcro fasteners are preferred as your child will be putting on their own shoes independently.



## OUTDOOR PLAY...

During the school year, we will be going outdoors for play. Please be sure that your child wears suitable clothing for the weather whether it is fall, winter or spring. Please buy boots big enough so your child can handle them and with the simplest kind of fastening. Children are expected to dress themselves. **Again, all clothing brought to school should be marked with your child's name so it can be identified and returned.**



## TOYS...

Personal toys are NOT permitted at school because they often become broken or misplaced. We are not responsible for lost or broken items if your child brings his/her toys to school.

## SNACKS...

Please send a nutritious snack and lunch to school with your child each day as your child will be following the balanced day with 2 nutrition breaks and fitness breaks a day. We are a heart healthy school and encourage you to send in fruit, vegetables and other nutritious snacks. Sugary snacks are strongly discouraged. Please be advised that we have several students with severe nut allergies in our school. Please do not send any nut products or any food item that may contain traces of nuts to school with your child.




## BACKPACKS and MAILBAGS...

Please send a large backpack with your child each day. We often send home notices in a mailbag (provided) or your child may need to bring home something they have made at school. Please check the contents of your child's backpack and mailbag each day since notices are our main source of communication between home and school.

## COMMUNICATION...

Open communication between home and school is encouraged. Classroom calendars and monthly news and documentation of learning will be posted on each classroom's D2L website at <http://www.dsbm.edu.on.ca/elearning/>

If at any time you wish to discuss something regarding your child, please feel free to contact the classroom teacher through the email option at the D2L website. The school also has a regularly updated website at <http://www.dsbm.org/Schools/Powerglen/> which includes a calendar of events and monthly newsletters. Your child's teacher is happy to meet with you at a time that is convenient for all parties involved.






## YOUR CHILD'S WORK...



Please enjoy your child's work as it is brought home to you. The children are encouraged to paint and paintings should be brought home regularly. Although, many of the first paintings may appear to be mostly "scribbles, these same "scribbles" are the inevitable result produced when a very young child puts brush to paper initially.

The freedom to scribble is necessary because this activity permits the child to gain sufficient control to progress to later stages.



There is very little language expressed during this stage and comments such as "I like your bright colours" and "You filled the page!", will be all that is necessary to please your child. If symbols appear, you might say, "Tell me about your picture."



If you save a few of the early pictures, you will be able to compare them with later paintings and see growth yourself. Similarly, when dealing with crayons, markers, etc., the process is far more important than the end product. Every time young children use crayons, scissors, glue, etc., they are strengthening muscle control which will permit emerging symbols later.

Please display your child's work at home. They are usually quite proud of their accomplishments and may have spent a great deal of time on them.



